

- ✓ Produces up to 2202 lbs. (1001 Kgs.)\* of ICE per day
- ✓ Constructed from sturdy, corrosion-resistant 300 series stainless steel
- ✓ Three-phase 208-230 Volt / 60 cycle
- ✓ Ultra-low profile - 26 inches (660 mm) tall
- ✓ Available with a water- or remote-cooled condenser



ICE 2106 on a B100 Bin

## ***ICE-O-Matic® is the Best ICE Making Solution for: Hard Water, Food Safety and Tight Spaces***

### ***Problem***

#### **Food Safety**

Food safety concerns about slime- and odor-causing bacteria

#### **Hard Water**

Scaling due to hard water slows Ice production

#### **Tight-Fitting Spaces**

Inadequate air flow due to tight-fitting spaces reduces Ice production

#### **Corrosion**

Salt air corrosion of outdoor equipment located in coastal regions

### ***Solution***

#### **PURE ICE™ - Exclusively by ICE-O-Matic®**

Built-in antimicrobial protection for the life of the machine prevents bacteria and slime fungus growth. ICE-O-Matic's® optional water filtration system provides protection against unpleasant tastes, odors and scale formation.

#### **Harvest Assist**

Consistent ICE production 24/7 by pushing the ICE into the bin rather than waiting for gravity to overpower the scale

#### **Maximum ICE**

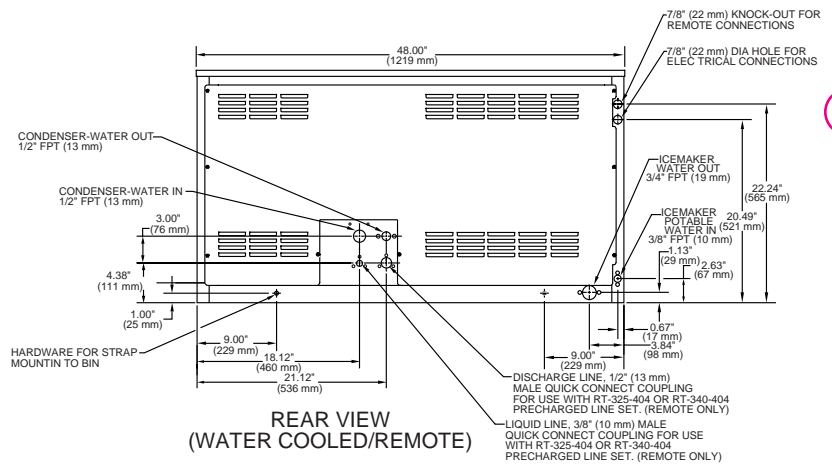
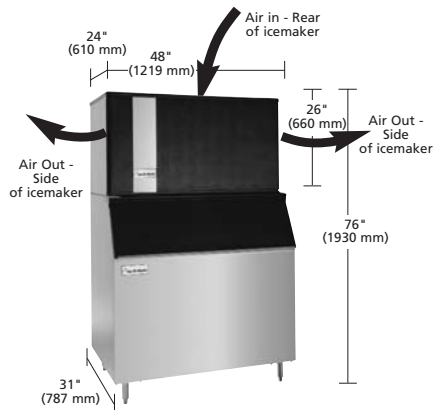
Maximum ICE production in a minimum amount of space with an ultra-low profile - 48 inches wide / 26 inches tall

#### **Sea Salt Corrosion Protection**

All remote condensers are coated with a salt air corrosion protection – FREE

# ICE 2106 Series Cube ICE Maker

## Dimensions and Air Flow



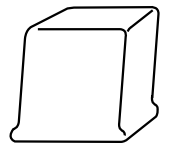
## ICE PRODUCTION CHART POUNDS (KILOGRAMS) PER 24 HOURS

ICE 2106					ICE 2005			
Conds. Unit	Air Temp. °F (°C)	Water Temp. °F (°C)			Air Temp. °F (°C)	Water Temp. °F (°C)		
		80°(27°)	70°(21°)	50°(10°)		80°(27°)	70°(21°)	50°(10°)
Water Cooled	90° (32°)	1725 (784)	<b>1855 (843)</b>	1994 (906)	90° (32°)	1583 (719)	1702 (774)	1825 (830)
	80° (27°)	1774 (806)	1907 (867)	2098 (954)	80° (27°)	1621 (737)	1743 (792)	1918 (872)
	70° (21°)	1862 (846)	2002 (910)	<b>2202 (1001)</b>	70° (21°)	1699 (772)	1827 (830)	<b>2010 (914)</b>
Remote Cooled	90° (32°)	1602 (728)	<b>1723 (783)</b>	1895 (862)	90° (32°)	1386 (630)	<b>1490 (677)</b>	1704 (775)
	80° (27°)	1712 (778)	1840 (837)	2025 (920)	80° (27°)	1577 (717)	1695 (771)	1865 (848)
	70° (21°)	1821 (828)	1958 (890)	<b>2154 (979)</b>	70° (21°)	1713 (779)	1842 (837)	<b>2026 (921)</b>
	50° (10°)			2197 (999)	50° (10°)			2067 (939)
	30° (-1°)			2241 (1019)	30° (-1°)			2108 (958)
	0° (-18°)			2286 (1039)	0° (-18°)			2150 (977)

- 90°/70° figures are rated in accordance with ARI Standard 810. All remaining points are mathematical estimates.
- All specifications and performance data are subject to normal manufacturing variances.

## OPERATING LIMITS

Ambient Temp. Range	50° - 110°F (10° - 43°C)
Water	50° - 110°F (10° - 43°C)
Remote	-20° - 110°F (-29° - 43°C)
Water Temp. Range	40° - 100°F (4.5° - 38°C)
Water Pressure Ice Maker	Min. 20 psi (1.4 bar)
Water in	Max. 60 psi (6.9 bar)
Condenser Inlet Water (Water cooled only)	Min. 20 psi (1.4 bar) Max. 60 psi (6.9 bar)



Half Cube  
7/8" x 7/8" x 3/8"  
(22mm x 22mm x 10mm)

Full Cube  
7/8" x 7/8" x 7/8"  
(22mm x 22mm x 22mm)

## ORDERING AND SPECIFICATION INFORMATION

Model No.	Cond. Unit	Ice Production per 24 hrs. at 70° Air/50° Water lbs. (Kgs.)	Ice Production per 24 hrs. at 90° Air/70° Water lbs. (Kgs.)	Water Used-Gals. (Lits.) per 100 lbs. of Ice 90° Air/70° Water		Kilowatts Used per 100 lbs. of Ice 90° Air 70° Water	Btuh	Voltage Characteristics	No. of Wires	Min. Circuit Amp.	Max. Fuse Size	Shipping Weight lbs. (Kgs.)
				ICE Prod.	Cond. Use							
ICE2106•W	Water	2202 (1001)	1855 (843)	20.9 (79)	165.6 (627)	4.3	33333	208-230/60/1	3	28.5	30	360 (164)
ICE2106•R	Remote	2154 (979)	1723 (783)	19.3 (73)	n/a	5.7	35396	208-230/60/1	3	43.1	50	360 (164)
ICE2005•W	Water	2010 (914)	1702 (774)	20.1 (76)	163.8 (620)	4.0	29643	230/50/1	3	20.3	30	360 (164)
ICE2005•R	Remote	2026 (921)	1490 (677)	20.0 (76)	n/a	5.4	29750	230/50/1	3	34.3	50	360 (164)
ERC-5061	Remote Condenser for 1 model ICE2005/2106R (208-230/50-60/1 voltage)											155 (71)
RT-325-404	25 ft. (7.6m) Precharged Tubing Kit for R-404A models											13 (6)
RT-340-404	40 ft. (12m) Precharged Tubing Kit for R-404A models											18 (8)
RT-345-404	45 ft. (13.7m) Precharged Tubing Kit for R-404A models											19 (9)
RT-360-404	60 ft. (18.2m) Precharged Tubing Kit for R-404A models											26 (12)

See Bin specification sheet for information on ice storage bins

• represents cube size. For full cube substitute an "F", for half cube substitute an "H".



We reserve the right to make changes in design and construction at any time without obligation.  
2003© ICE-O-Matic Rev Code: 1016B-07/03-55

**ICE o-Matic®**

ICE-O-Matic 11100 E. 45th Avenue, Denver, CO 80239  
Tel. 303 371-3737 Fax. 303 371-6296 www.iceomatic.com