



MODEL **4000SC**

**20,000 lbs.  
of hard  
cracked ice  
in 24 hrs.  
(9,071 Kg.)**

Arctic-Temp is the developer and leading producer of VERTICAL TUBE INDUSTRIAL ICE MACHINES. We provide a straight-forward, uncomplicated design that provides maximum ice production while using less electricity than other ice machines in this capacity range.

- » **Highly efficient Copeland Discus Compressor.**
- » **Double-Walled Vertical Tube Evaporators for maximum production.**
- » **Hot Gas Defrost for rapid harvest and quick recovery.**
- » **All Stainless Steel Welded Construction.**
- » **No moving parts in the freezing zone.**
- » **Harvest Hold (PHC) for definite defrost in varying temperature.**
- » **R-22 Refrigerant.**
- » **Factory Assembled, Fully Charged & Tested.**
- » **USDA Approved.**
- » **PLEASE REFER TO OUR GENERAL CATALOG FOR ADDITIONAL INFORMATION AND SPECIFICATIONS ON ARCTIC-TEMP ICE MAKERS.**



TYPICAL  
REMOTE CONDENSER  
Vertical Air Flow shown.

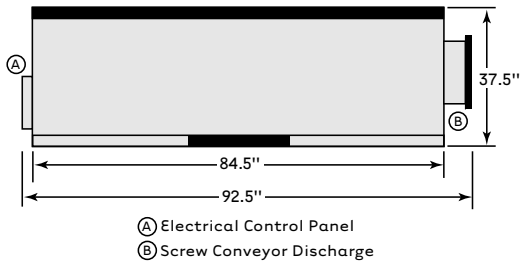
**QUALITY INDUSTRIAL ICE MACHINES SINCE 1959**

Manufactured by HOLIDAY ICE, Inc. • 204 Short Avenue • Longwood, FL 32750-5130  
Phone (407) 831-2077 • FAX (407) 834-3359 • [www.arctic-temp.com](http://www.arctic-temp.com)  
Arctic-Temp is a Registered Trademark of Holiday Ice, Inc. © Copyright 2002 by Holiday Ice, Inc. All Rights Reserved.

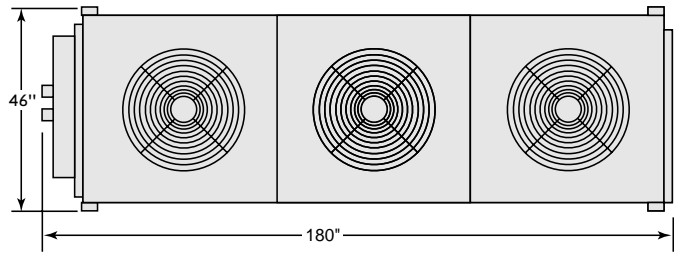
**DIMENSIONAL DATA**

TOP VIEW

**ICE MACHINE  
4000SC**




**REMOTE CONDENSER  
(VERTICAL AIR FLOW)**



**SPECIFICATIONS  
ARCTIC-TEMP® MODEL 4000SC**

ICE PRODUCTION (LBS.) in 24 Hours		20,000	
COMPRESSOR HORSEPOWER		40	
ELECTRICAL V/HZ/PH		230/460-3-60 200/400-3-50	
METHOD OF CONDENSING		AIR REMOTE	
DIMENSIONS JACKETED		HEIGHT	73"
		WIDTH	92.5"
		DEPTH	37.5"
CONDENSER SHIPPING DIMENSIONS		LENGTH	194"
		WIDTH	42"
		HEIGHT	55"
REFRIGERANT CHARGE		80 LBS.	
APPROX. MACHINE WEIGHT (LBS.)	UNCRATED	MACHINE	2,350
		COND	1,240
	CRATED	MACHINE	2,480
		COND	1,380
WATER CONSUMPTION (GAL./24 HRS.)		2,409	

**ICE MADE  
THE ARCTIC TEMP WAY**



Unique Arctic-Temp evaporator utilizes 100% of its surface for freezing. Ice is formed on both inside and outside evaporator walls for maximum ice making efficiency.

